

Cycle Centre

Open from 9.30am daily. Closes at different times during the year.

The Cycle Centre staff will offer advice and assistance on which cycle is best for you and your family.

Options of cycles include; Mountain Bikes, Traditional cycles, child trailers, and family cycles there is something for everyone.

You will be required to leave a deposit and ID to hire a cycle for 1 or 2 hour periods.

The Park has many cycle trails. The Mountain Bike Trails Leaflet is available for you to use, to explore the park areas on your own and on a hired cycle. Cycles hired must remain within the park boundary.

Accessible Cycles

Various accessible cycles are available, contact us with your requirements and we can explain about the ideal cycle for you to hire.

Mobility Scooter and Wheelchair Hire

The Park has been donated mobility scooters and wheelchairs from Parkgate Mobility for customers to use. You will be required to bring proof of ID and these services are hired on a first come first served basis from the cycle centre building.

Rother Valley Miniature Train

The railway is home of Basil the diesel train and Bluebell the electric train. Travel on a 1,600 metres return journey from Bedgreave Station near the main car park and bird feeding area, to Pennine Station at the free play area and Station Farm. Single and return tickets are available for children, adults and families. Carrying up to 26 people at one time, the accessible carriage at the back can be used for wheelchair users, pushchairs and dog walkers.

Station Farm

Open in the summer months on schools holidays and weekends. This free attraction offers the opportunity to see and stroke a variety of animals including; lambs, sheep, goats, llamas and alpacas. You can purchase food to feed the animals yourself for a small charge. The park staff will be available to answer any questions.

Activity Centre and Watersports

Our Activity Centre is located on the Main Lake offering a number of items for hire; Electric Boats, Pedal Boats, Rowing Boats, Water Zorbing, Paddle Boarding, Canoeing; Sit on Kayaks, Sit in Kayaks and Canadian Canoes, various Sailing Boats; Picos, Bahias, Vago, and Laser 1.

Wanting to learn an activity

For private lessons, courses, educational visits, group visits, children's parties and team building please contact the activity centre for further details.

We provide archery and orienteering for group bookings.

Accessible sailing

Learn to sail with our disabled access sailing boat. Please contact the Activity Centre for more details Tel. 0114 2471452 ext 2.

School Holiday Activity Sessions, A taste of the Outdoors and Mega Fridays

Times 10am to 3pm Suitable for Age Range 8 years to 14 years.

Dry morning activities can include; mountain biking, archery, team building, orienteering, feed the animals and wildlife at the park.

Wet afternoon activities can include; rafting, stand up paddle boarding, sailing, canoeing, windsurfing, electric boats and water zorbs.

To book holiday activity sessions and for further information please contact the activity centre staff, payment for the sessions must be taken on booking your place.

Fishing

The lakes at the park and the River Rother contain good stocks of Roach, Rudd, Bream, Carp and Perch. Fishing permits are available to all anglers in possession of a current Environment Agency rod licence. Day tickets can be purchased from the gate on entry to the park or from the Park Rangers during their patrols. Season tickets can be purchased from the activity centre. Areas you can undertake Coarse Angling are; Nethermore Lake, Northern Lake (at designated areas) and downstream of the regulator bridge on the River Rother. (Fishing is only permitted during our opening hours).



The Craft Centre

The Craft Centre is located in the courtyard near the Café. The units are leased by individual organisations. Wanting to treat your dog on a walk or for its birthday? Ruby and Sophia's Dog Bakery has loads to choose from, unique souvenirs and gifts can be purchased from Pageant Pewter, Not Just Cards offers something for everyone and Aperto Crafts unique handmade jewellery and art pieces.

Sheffield Cable Waterski and Aqua Park

Sheffield Cable Water Ski is located at the South end of the Main Lake. This has cable water skiing, wake boarding and an aqua park. For further information Tel. 0114 2511717 Website: www.sheffieldcablewaterski.com

Rother Valley Golf Centre

Rother Valley Golf Centre is located near the entrance to the main park. This has a floodlit driving range, footgolf, pitch and putt 9 hole and 18 hole golf courses. For further information Tel. 0114 2473000 Website: www.rothervalleygolfcentre.co.uk

Model Boating

If you have your own model boat you can launch this at the Northern Lake. There is a ramp where you can launch easily. You can buy a day ticket for this at the car park gate on entry to the park or from the Park Rangers.

Nature and Wildlife; Feeding the birds

For those of you who wish to feed the birds at the park we have an area near the main car park and miniature train station. We advise you feed them with the bird food we have, (as bread is not suitable for their digestive system and their development). The bird food is available to purchase for a small charge from the café and Bedgreave Train Station Kiosk near the main car park.

Nature Reserve and Species of Birds

The nature reserve has a lake that can be walked around and an ideal area for bird watching; over 260 species of bird have been recorded at the park since it opened. There is always an exciting mix of birds to see all year round.

Corporate Bookings and Room Hire

The park is a beautiful setting to get away from the office into a meeting space with a difference. The Lakeside room offers lovely views of the lake with seating up to 60 people theatre style, 40 Board Room Style. The 18th Century Mill is a very quirky building with seating for up to 20 people.

The Board Room located in the original farm house building, now in the park office is a popular venue for smaller meetings for up to 12 people.

Get away for a training day, team building session or social event in the outdoors. Ask our Activity Centre staff or the Operations Manager for more information.

Dogs at the park

We are a dog friendly park; we ask that if your dog is off the lead that it is under control.

There are certain areas where dogs are not allowed; the free play area within the fenced area and Station Farm. Please put your dog on a lead near the bird feeding area and farmers' fields. Please place your dog waste in the bins around the park.

Events throughout the year

The park is host to variety of events throughout the year have a look at our website: www.rvcp.co.uk for more information.

There may be restrictions in certain areas on event days please check the website before travelling to the park.

Clubs that meet at the park

Club	Day	Location
Dog Agility	Sunday Mornings	The Green
Newfoundland Dog Club	Sunday mornings	Northern Lake
Firbeck Sailing Club	Wednesdays and Sundays	Main Lake and their Club House
Sheffield Triathlon Club	Saturday mornings summer only	Main Lake
Sheffield and District Jet Ski Club	Various Days	Northern Lake
Park Run	Saturday mornings	9am start register online in advance www.parkrun.org.uk
Experience Community	3rd Thursday in the month	Watersports Car park
Rother Valley Riders	Dig Days usually on a weekend once a month	On the trails in the park

Refreshments

Stables Café Open at 9am daily

Closes 4pm in Winter, 5pm in Summer, last orders for hot food are 1 hour before closing time. Seating inside and outside for customers.

Bring your own picnic there are a few picnic benches for you to use in the park or sit on the grass on fine weather days.

If bringing your own BBQ we ask you to ensure it is off the ground. When you have finished please cool the BBQ with cold water and place the BBQ at the side of the bin not in it or on it, as it can melt the bin or make other items catch fire.

On busy good weather days and on event days there will be a mobile catering unit open in the park.

Ice Cream Van on site on good weather days.

Accessible paths around the main Leisure Lakes

The paths around Main Lake and Northern Lake are suitable for wheelchair users, mobility scooters and pushchairs.

Children's Play Area

The park has a free outdoor play area for children. It includes a variety of equipment for all ages.

It is located near the Main Lake, Pennine Way Train Station and Station Farm.

Please note dogs are not allowed within the fenced area of the play area.

Children's Parties

Watersports and Activity Centre parties can include activities on the water or land for children aged 8 years to 14 years, a room is available after your activities to have your food. Party food can also be pre booked with the catering section at the park.

Waleswood Caravan and Camping Park

This is a new campsite opening April 2019 with 163 pitches all with electric hook up located off Delves Lane, pre booking is essential website : www.waleswood.co.uk For further information email: booking@waleswood.co.uk Tel.07825125328

Courtyard Area

This is an outdoor seating area for the catering at the park, please keep your dogs on a lead here and dismount from your ride on items e.g. scooters and cycles.



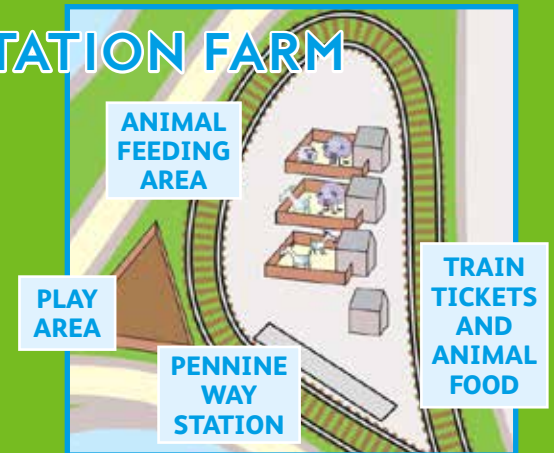
WELCOME TO ROTHER VALLEY COUNTRY PARK

The park has plenty to offer all ages and abilities on land and water.

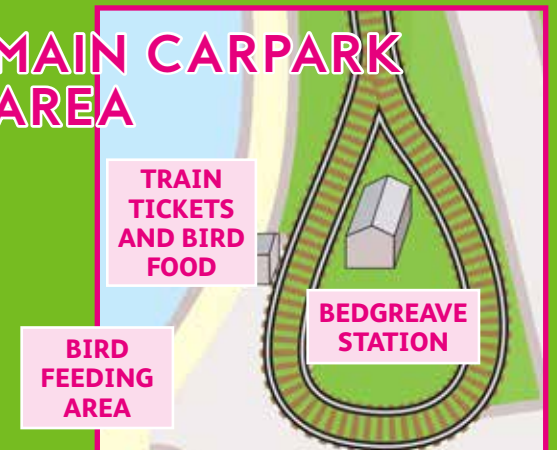
Take a look at our map and information to see what you can do when visiting the park.



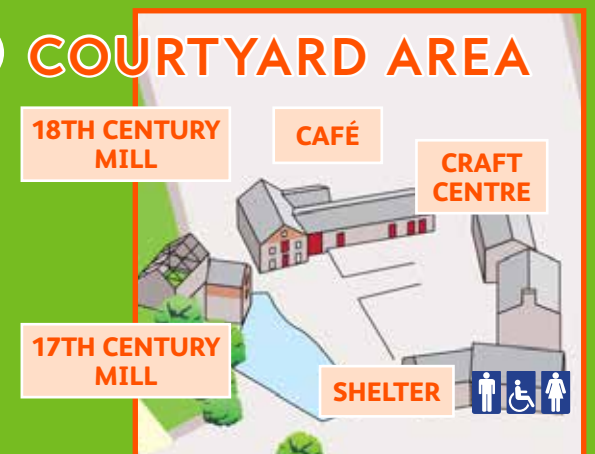
1 STATION FARM



2 MAIN CARPARK AREA



3 COURTYARD AREA



4 ACTIVITY CENTRE



5 WALESWOOD CARAVAN AND CAMPING PARK (OPENING APRIL 2019)

6 COACH PARKING AND HORSE TRAILER PARKING

KEY

- Parking
- Caravan Park
- Toilets
- Fishing Zone
- Showers
- First Aid
- Play Area

WALKS AND DISTANCES AROUND THE PARK

EASY FLAT ROUTES SUITABLE FOR PUSHCHAIRS AND WHEELCHAIRS

- Main Lake and Northern Lake around the paths 3.25 miles
- Main Lake 2.25 miles
- Northern Lake approx. 0.75 miles

■ Walk for Life Mile

From the courtyard over the bridge on to the Trans Pennine Trail Route to the A frame bridge and back to the courtyard 1 mile.

■ Courtyard to main entrance 1 mile

LONGER DISTANCE WALK

Take the Trans Pennine Trail at the cable water ski end of the park towards Chesterfield on a traffic free route to Poolsbrook Country Park with only one road to cross en-route.

UNDULATING TERRAIN

- Nature Reserve and Barbers Lane 2.25 miles
 - Perimeter of the park 6.25 miles
 - Sculpture Trail 1.9 miles
- Starts from the courtyard area follow the ST wooden signs. Please note this is not suitable for wheelchairs or pushchairs includes; styles undulating ground and woodland. Beautiful views over to the peak district on a clear day.